Town of Abita Springs

GUIDE TO FILING AN APPLICATION FOR HISTORIC COMMISSION REVIEW

BUILDINGS / STRUCTURES / SHEDS / CARPORT

The deadline to be added to the Historic agenda is 10 days before the meeting date. Dates can be found at https://www.townofabitasprings.com/historic-meetings

REQUIRED DOCUMENTS

- ☐ Completed Historic Certificate of Appropriateness Application
- ☐ Google Map with location marked showing surrounding streets (*Example below)*
- ☐ Street View of Property (*Example below)*
- ☐ Site Plan (with Dimensions of Setbacks)
- ☐ Floor Plans (with Dimensions)
- ☐ Elevations of Front, Rear and Both Sides (*Example below)*

FRONT ELEVATION

REAR ELEVATION

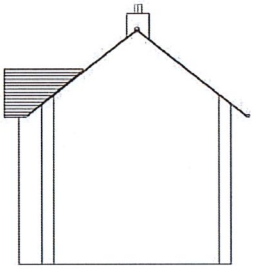

RIGHT ELEVATION

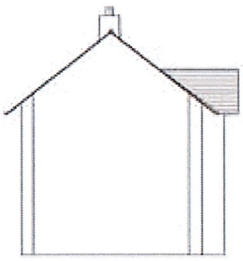

LEFT ELEVATION

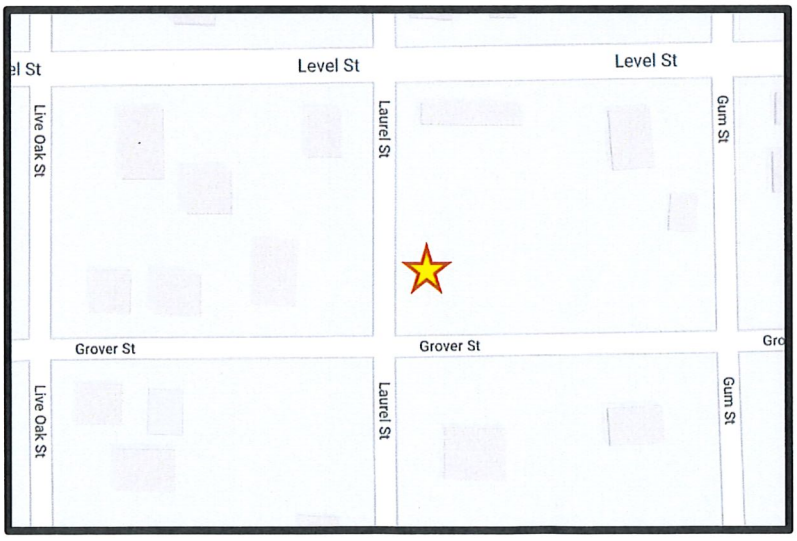

GOOGLE MAP LOCATION

STREET VIEW

Town of Abita Springs

Historic Meeting Date: 2/14/2023

APPLICATION FOR HISTORIC COMMISSION APPROVAL / CERTIFICATE OF APPROPRIATENESS

Date: 2/3/2023

- ☑ Owner
- ☐ Applicant

Type of Approval

- ☐ New Construction
- ☐ Renovation
- ☐ Accessory Building *(not livable)*
- ☐ Ancillary Building *(livable structure)*
- ☒ Other: Addition to Bedroom

APPLICATION FOR PERMIT TO: *(Briefly describe project- Use separate paper if necessary)*

Adding closet sqft., 90sqf closet Adding 150 sqft.

Adding sqft. to bedroom 60sqft

APPLICANT NAME: Malcolm Blades

Email: malcolm.blades@att.net Phone: 985.981.6334

Address: 22255 Main Street off. 504 425 0403

OWNER (IF DIFFERENT FROM APPLICANT):

Email: Phone:

Address:

CONTRACTOR NAME & COMPANY: Dupont Custom Homes (Bryan Bond)

Email: Phone:

Address:

Malcolm Blades 2/3/23

Signature of Owner Date Signature of Applicant Date

---------- *Do Not Write Below this Line* ----------

7 DAYS NOTICE REQUIRED BEFORE FINAL APPROVAL OF CONSTRUCTION. IF YOU BUILD IN THE HISTORIC DISTRICT APPROVAL MUST BE GIVEN BEFORE YOUR CERTIFICATE OF OCCUPANCY WILL BE ISSUED.

Commissioners Initial

Ron Blitch _____

Otto Dinkelacker _____

Thad Mancil _____

Andre Monnot _____

Paul Vogt _____

Review Date: _____

Approved: _____

Commissioner Assigned: _____

Work Completed as Presented: _____

Inspected on Date: _____

Town of Abita Springs

Historic Meeting Date: _____

APPLICATION FOR HISTORIC COMMISSION APPROVAL / CERTIFICATE OF APPROPRIATENESS

SUBJECT PROPERTY

Street Address or Legal Description: 22255 Main Street

Nearest Cross Streets: Lot Dimensions:

Work Begins: Estimated Completion Date:

RESIDENTIAL HISTORIC CHECK LIST

FOUNDATION ☐ Concrete Block ☐ Brick ☐ Continuous Chain Wall ☐ Raised Slab (36" above ground) Piers

CRAWLSPACE ☑ 24" Clear

SIDING ☑ Vinyl ☐ Wood ☐ Hardie Plank Addition will match

ROOF ☐ Metal ☑ Fiberglass Shingles **Slope:** ☐ 8/12 Minimum

FRONT PORCH ☐ Wood ☑ 7' Minimum Depth **2/3 Minimum Front Width of House:** ☐ Yes ☐ No

CHIMNEY ☐ Stovepipe ☐ Brick ☑ None

STEPS N/A ☐ Wood ☐ Bricks **Railing:** ☐ Wood ☐ Spacing 4"

HEIGHT N/A Height of Building: 35' Maximum

WINDOW TRIM ☐ Vinyl ☑ Wood ☐ Hardie Plank ☐ Other 1 window will move but match/ stay same

TRIM ☐ Vinyl ☐ Wood ☐ Hardie Plank ☐ Other Aluminum

COLUMNS ☐ Vinyl ☐ Wood ☐ Hardie Plank ☑ Other Brick

DOORS ☐ Vinyl ☑ Wood ☐ Hardie Plank ☐ Other

SHUTTERS N/A ☐ Vinyl ☐ Wood ☐ Hardie Plank **Must be ½ Width of Windows** ☐ Yes ☐ No

ACCESSORY BUILDINGS ☐ Garage ☐ Shed ☐ Other N/A

FENCES N/A ☐ Wood **Type:** ☐ 4' Picket ☐ 7' Privacy ☐ 6' Privacy with 2' Lattice

LIGHTING N/A **No Fluorescent Strip Lighting or Fixtures**

SIGNS N/A ☐ Permanent ☐ Temporary

22255 Main Street

DISCLAIMER: Any user of this map product accepts its faults and assumes all responsibility for the use thereof, and further agrees to hold The Town of Abita Springs harmless from and against any damage, loss or liability arising from any use of the map product. Users are cautioned to consider carefully the provisional nature of the maps and data before using it for decisions that concern personal or public safety or the conduct of business that involves monetary or operational consequences. Conclusions drawn from, or actions undertaken, on the basis of such maps and data, are the sole responsibility of the user.

0 30 60ft

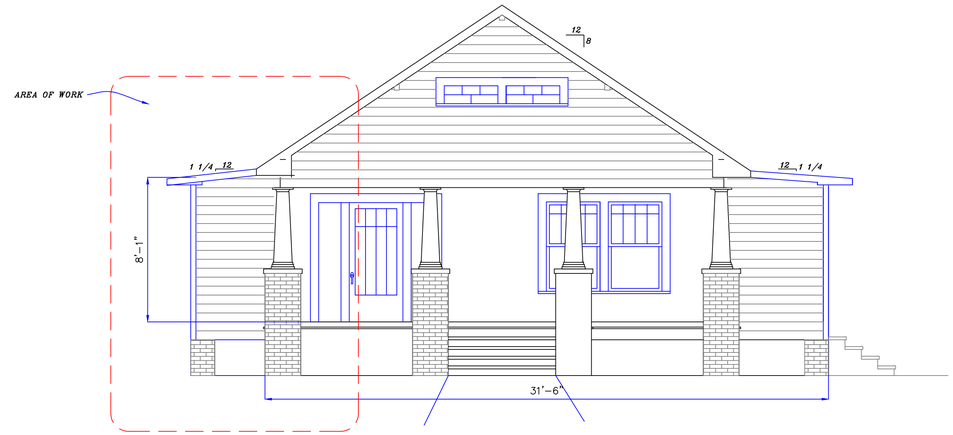

1. FRONT ELEVATION
S.C. 1/4" = 1'-0"

9'-0" BASE CEILING HGT. UNLESS OTHERWISE NOTED

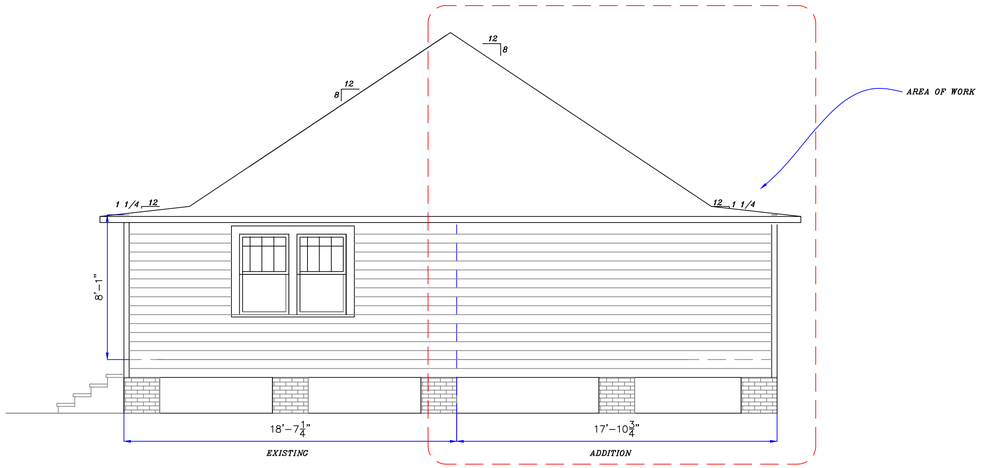

2. REAR ELEVATION
S.C. 1/4" = 1'-0"

9'-0" BASE CEILING HGT. UNLESS OTHERWISE NOTED

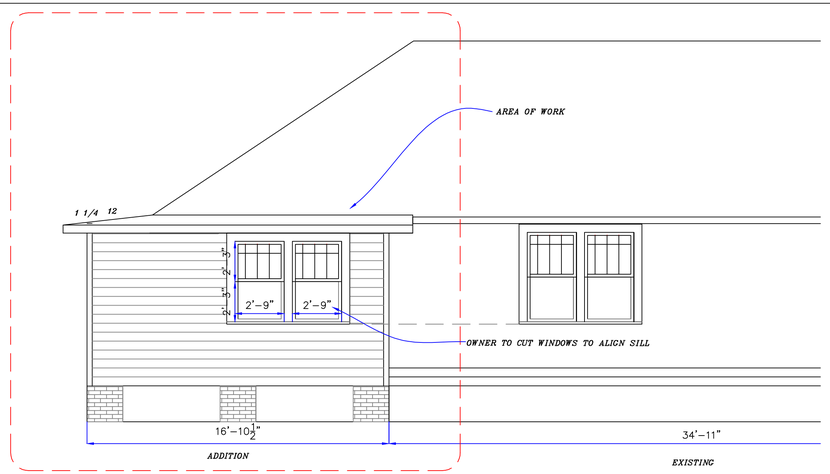

3. LEFT SIDE ELEVATION
S.C. 1/4" = 1'-0"

9'-0" BASE CEILING HGT. UNLESS OTHERWISE NOTED

IMPORTANT NOTICE

EVERY EFFORT HAS BEEN MADE TO INSURE THE ACCURACY AND CORRECTNESS OF THESE DRAWINGS, IT IS THE RESPONSIBILITY OF THE CONTRACTOR TO RE-CHECK THESE PLANS FOR ACCURACY OR ERROR. ANY DISCREPANCY SHOULD BE REPORTED FOR CORRECTION PRIOR TO ONSET OF CONSTRUCTION.

COPYRIGHT 2023 JOSEPH A. DAY, ALL RIGHTS RESERVED.

D&D DESIGNS LLC

22247 7TH. STREET
ABITA SPRINGS, LA
70420
(985) 893-2074

DRAWING RELEASED FOR:

PRELIMINARY- NOT FOR CONSTRUCTION ☐

PRICING: NOT FOR CONSTRUCTION ☐

FOR CONSTRUCTION ☒

DRAWING RELEASE DATES

NO.	DATE	PURPOSE
1.	12/27/2022	
2.	1/24/2023	
3.	1/28/2023	
4.	2/02/2023	
5.		
6.		
7.		
8.		
9.		

ADDITION
PREPARED FOR:
MALCOLM BLADES
22255 MAIN STREET

SHEET NO.
A3
OF:

ADDITION
PREPARED FOR:
MALCOLM BLADES
22255 MAIN STREET

DRAWING MODIFICATION DATE 12-27-2022

A1 COVER SHEET /SITE PLAN
A2 FLOOR PLAN / ELECTRICIAL PLAN
A3 BUILDING ELEVATIONS
A4 DESIGN CRITERIA
A5 CONNECTOR DETAILS
F1 FOUNDATION PLAN

1. SCHED. OF DWGS.
N.T.S.

ADDING 147 SQ, FEET

TOTAL 147

IMPORTANT NOTICE

EVERY EFFORT HAS BEEN MADE TO INSURE THE ACCURACY AND CORRECTNESS OF THESE DRAWINGS, IT IS THE RESPONSIBILITY OF THE CONTRACTOR TO RE-CHECK THESE PLANS FOR ACCURACY OR ERROR. ANY DISCREPANCY SHOULD BE REPORTED FOR CORRECTION PRIOR TO ONSET OF CONSTRUCTION.

COPYRIGHT 2022 JOSEPH A. DAY. ALL RIGHTS RESERVED.

2. PROJECT DATA
N.T.S.

FINISHED GRADE
EXISTING GRADE
NORTH ARROW
T.B.-1 TEST BORING
PROPERTY CORNER
CENTER LINES
PROPERTY OR BOUNDARY LINES
HIDDEN, FUTURE OR DEMOLISHED CONSTRUCTION
BREAK LINE
COLUMN REFERENCE GRIDS
REVISION MARKER
DOOR SYMBOL
CASEWORK NUMBER
WINDOW DESIGNATION
NUMBERED NOTES
ELEV. NUMBER
ROOM ELEVATION SYMBOL
SHEET NUMBER WHERE ELEV. IS DRAWN
DETAIL NUMBER
DETAIL FLAG
SHEET WHERE DETAIL IS DRAWN
SECTION NUMBER
SECTION FLAG
PAGE WHERE SECTION IS DRAWN

NOTE: ALL SYMBOLS MAY NOT BE USED IN THIS DRAWING.

3. GRAPHIC SYMBOLS
N.T.S.

WIND BORNE DEBRIS PROTECTION

WINDOWS IN BUILDING LOCATED IN WIND BORNE DEBRIS REGIONS SHALL HAVE GLAZED OPENINGS PROTECTED FROM WIND BORNE DEBRIS. WOOD STRUCTURAL PANELS WITH A MIN. THICKNESS OF 1/2" AND A MAX. SPAN OF 8 FEET SHALL BE PERMITTED FOR OPENING PROTECTION IN ONE AND TWO STORY BUILDINGS. PANELS SHALL BE PRECUT TO COVER THE GLAZED OPENINGS WITH ATTACHMENT HARDWARE PROVIDED.

CODE COMPLIANCE:

WIND SPEED 130 MPH.

1. THE 2015 INTERNATIONAL RESIDENTIAL CODE.

2. WOOD FRAME CONSTRUCTION MANUAL FOR ONE AND TWO FAMILY DWELLINGS. (WFCM).

3. INTERNATIONAL CODE COUNCIL (ICC) STANDARD FOR RESIDENTIAL CONSTRUCTION IN IND REGIONS (ICC600).

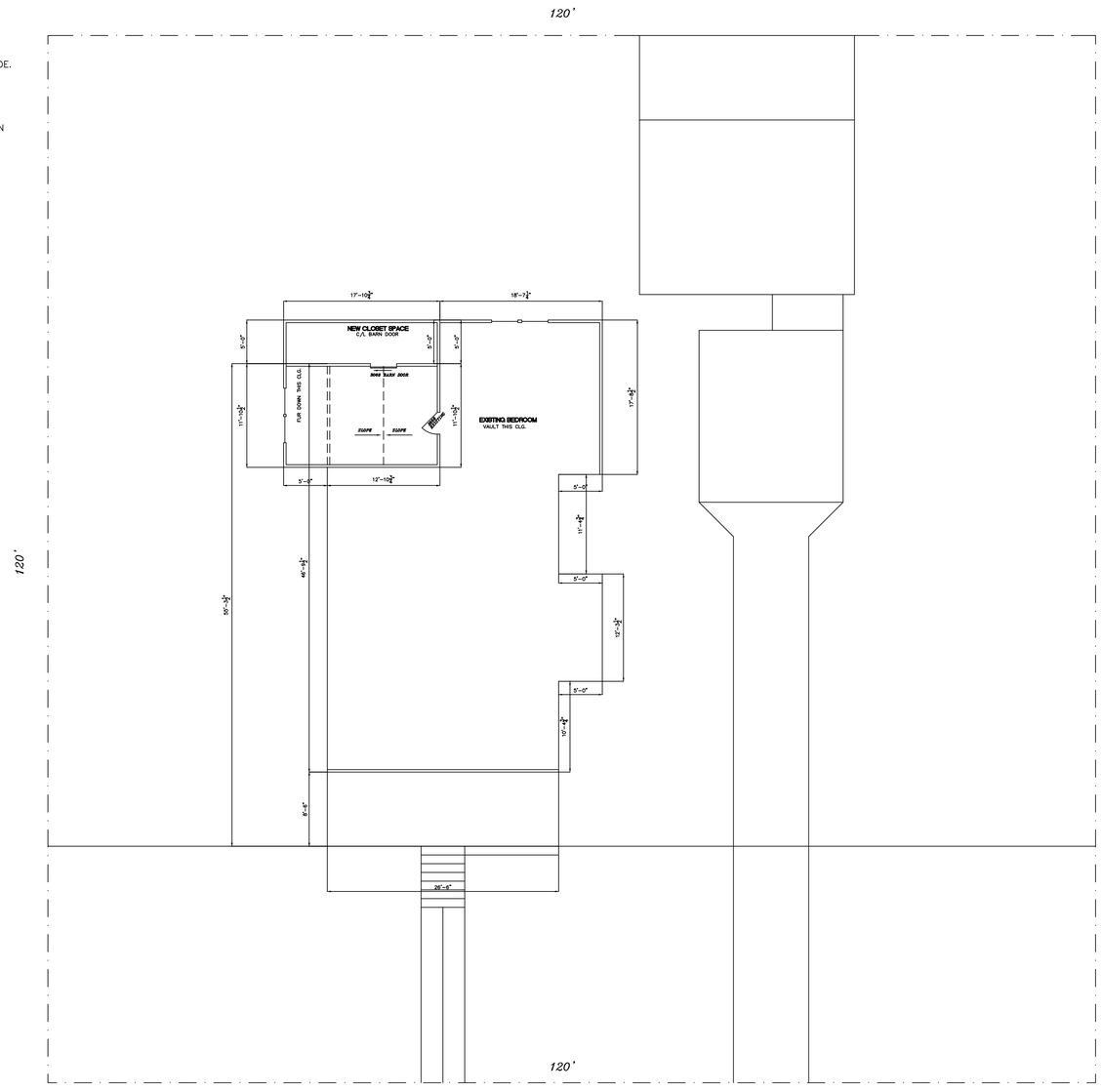

22255 MAIN STREET

1. SITE PLAN
S.C. 1/8" = 1'-0"

D&D DESIGNS LLC

22247 7TH. STREET
ABITA SPRINGS, LA
70420
(985) 893-2074

DRAWING RELEASED FOR:

PRELIMINARY- NOT FOR CONSTRUCTION ☐
PRICING: NOT FOR CONSTRUCTION ☐
FOR CONSTRUCTION ☒

DRAWING RELEASE DATES

NO.	DATE	PURPOSE
1.	12/27/2022	
2.		
3.		
4.		
5.		
6.		
7.		
8.		
9.		

ADDITION
PREPARED FOR:
MALCOLM BLADES
22255 MAIN STREET

SHEET NO.
A1
OF:

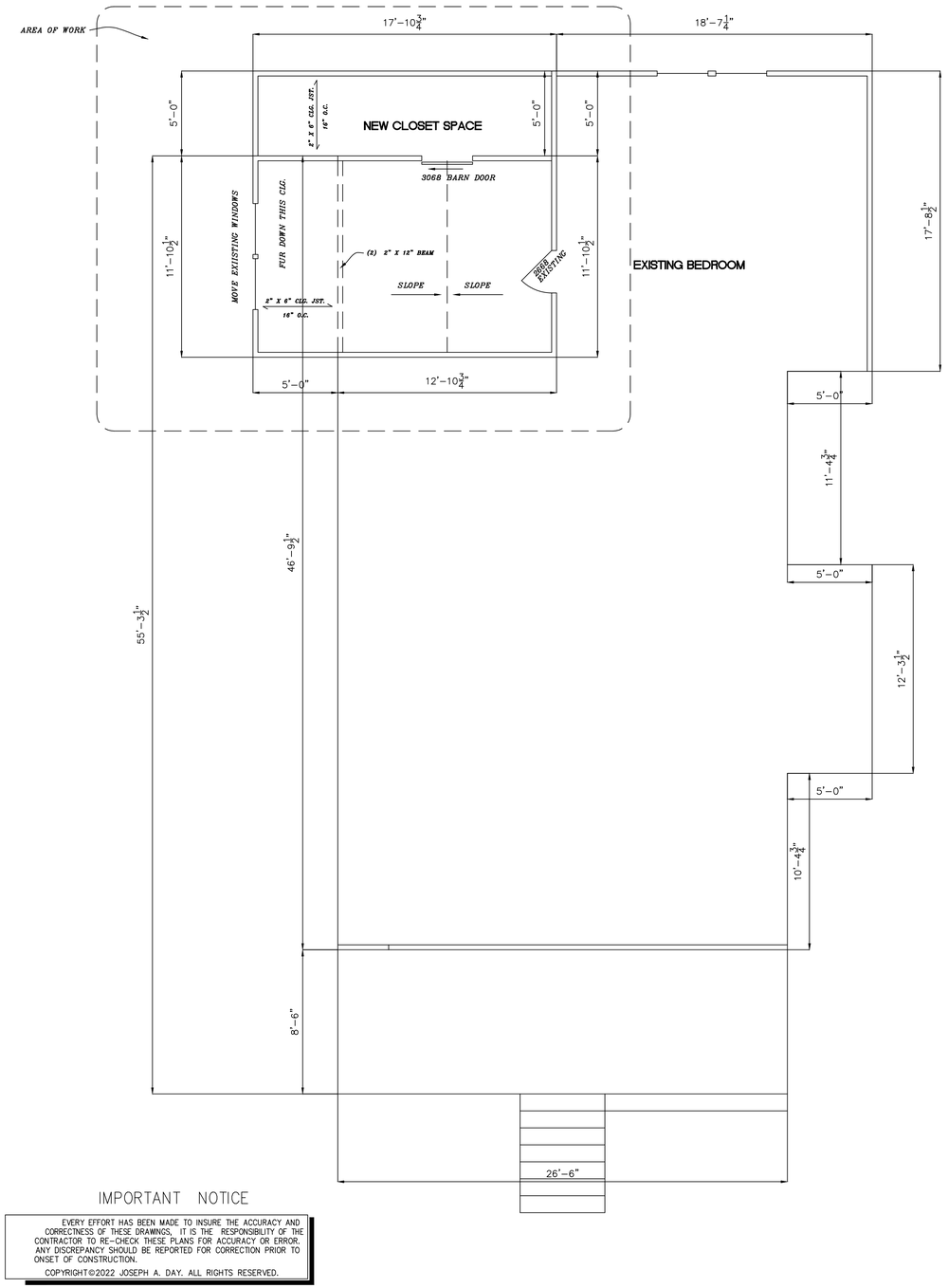

IMPORTANT NOTICE

EVERY EFFORT HAS BEEN MADE TO INSURE THE ACCURACY AND CORRECTNESS OF THESE DRAWINGS, IT IS THE RESPONSIBILITY OF THE CONTRACTOR TO RE-CHECK THESE PLANS FOR ACCURACY OR ERROR. ANY DISCREPANCY SHOULD BE REPORTED FOR CORRECTION PRIOR TO ONSET OF CONSTRUCTION.

COPYRIGHT©2022 JOSEPH A. DAY. ALL RIGHTS RESERVED.

1. FLOOR PLAN
S.C. 1/4" = 1'-0"

9'-0" BASE CEILING HGT. UNLESS OTHERWISE NOTED

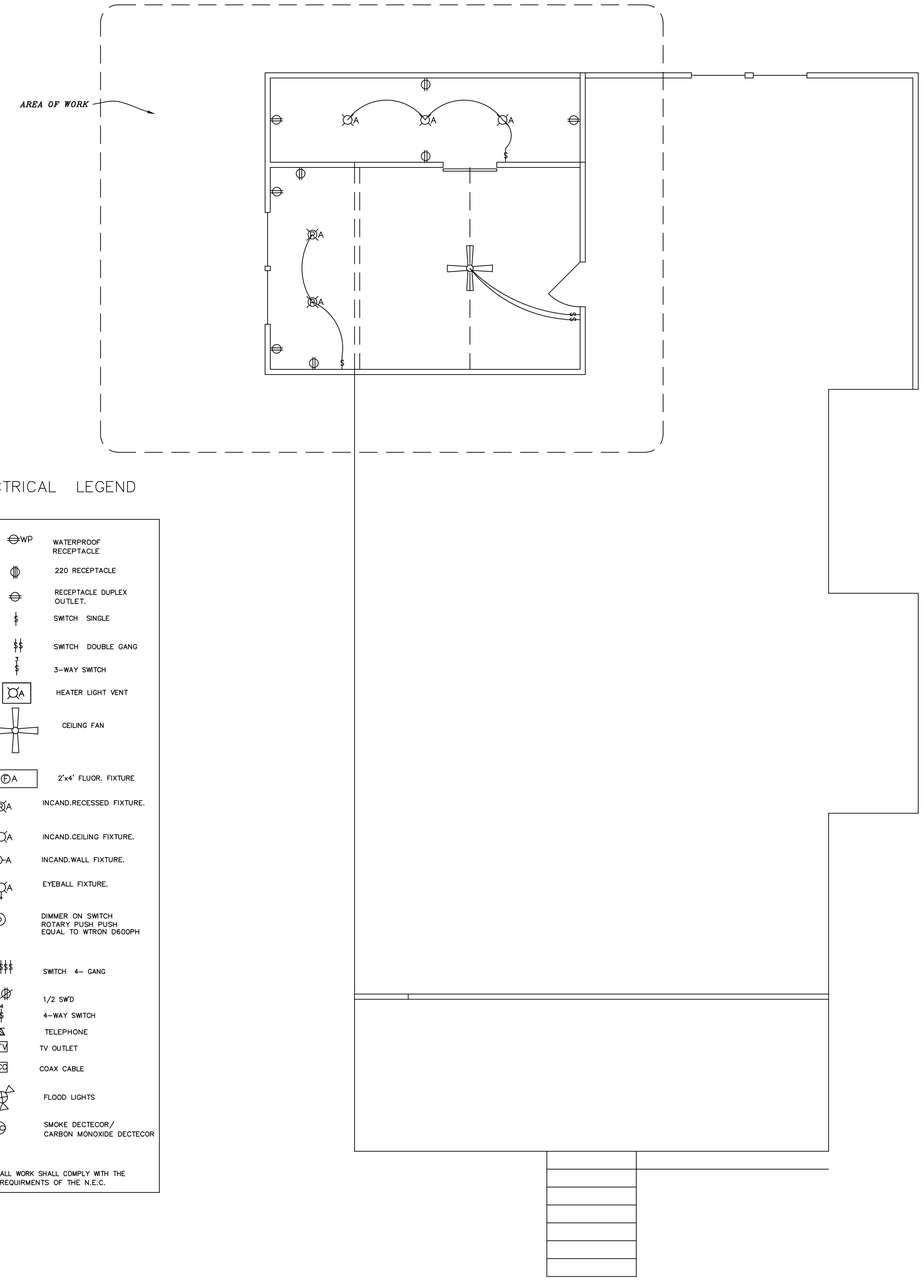

ELECTRICAL LEGEND

- WP — WATERPROOF RECEPTACLE
- 220 RECEPTACLE
- RECEPTACLE DUPLEX OUTLET.
- S — SWITCH SINGLE
- S — SWITCH DOUBLE GANG
- S — 3-WAY SWITCH
- A — HEATER LIGHT VENT
- CEILING FAN
- A — 2'x4' FLUOR. FIXTURE
- A — INCAND.RECESSED FIXTURE.
- A — INCAND.CEILING FIXTURE.
- A — INCAND.WALL FIXTURE.
- A — EYEBALL FIXTURE.
- D — DIMMER ON SWITCH ROTARY PUSH PUSH EQUAL TO WTRON D600PH
- S — SWITCH 4- GANG
- 1/2 SWD
- S — 4-WAY SWITCH
- TELEPHONE
- TV — TV OUTLET
- COAX — COAX CABLE
- FLOOD LIGHTS
- SD — SMOKE DECTECOR/ CARBON MONOXIDE DECTECOR

ALL WORK SHALL COMPLY WTH THE REQUIRMENTS OF THE N.E.C.

2. ELECTRICIAL PLAN
S.C. 1/4" = 1'-0"

D&D DESIGNS LLC

22247 7TH. STREET
ABITA SPRINGS, LA
70420
(985) 893-2074

DRAWING RELEASED FOR:

- PRELIMINARY– NOT FOR CONSTRUCTION ☐
- PRICING: NOT FOR CONSTRUCTION ☐
- FOR CONSTRUCTION ☒

DRAWING RELEASE DATES

NO.	DATE	PURPOSE
1.	12/27/2022	
2.		
3.		
4.		
5.		
6.		
7.		
8.		
9.		

ADDITION
PREPARED FOR:
MALCOLM BLADES
22255 MAIN STREET

SHEET NO.
OF: A2